

SUBRED INTEGRADA DE SERVICIOS DE SALUD SUR E.S.E
 INFORME DE EJECUCION PRESUPUESTAL DE INGRESOS:

FECHA DE CORTE:
 31/12/2024

BASE: PESOS

| COD. CCPET | DESCRIPCION | PPTO INICIAL | MODIFICACIONES AL PRESUPUESTO | | | | PPTO DEFINITIVO | RECAUDO | | % EJEC DE | SALDO POR RECAUDAR |
|------------------------|---|-----------------|-------------------------------|-----------------|-----------------|-----------------|-----------------|------------------|-------------------|-----------|--------------------|
| | | | REDUCCIONES | ADICIONES | SUSTITUCIONES | SUBTOTAL | | DICIEMBRE | ACUMULADO | | |
| 1 | 2 | 3 | 4 | 5 | 6 | 7=(4)+(5)+(6) | 8=(3)+(7) | 9 | 10 | 11=(10)/8 | 12=(8)-(10) |
| 41 | Ingresos | 890.876.437.000 | 6.331.117.104 | 183.705.911.650 | 0 | 177.374.794.546 | 867.950.231.546 | 45.260.650.767,3 | 740.718.973.288,5 | 85% | 127.231.268.278 |
| 410 | Disponibilidad Inicial | 149.926.190.000 | 0 | 106.709.275.881 | 0 | 106.709.275.881 | 256.635.465.881 | 0 | 256.635.465.881 | 100% | 0 |
| 41002 | Bancos | 149.926.190.000 | 0 | 106.709.275.881 | 0 | 106.709.275.881 | 256.635.465.881 | 0 | 256.635.465.881 | 100% | 0 |
| 411 | Ingresos Corrientes | 533.737.120.000 | 0 | 76.996.636.769 | 0 | 76.996.636.769 | 610.733.756.769 | 44.849.512.378 | 478.646.959.055 | 78% | 132.086.796.714 |
| 41102 | Ingresos no tributarios | 633.737.120.000 | 0 | 76.996.636.769 | 0 | 76.996.636.769 | 610.733.756.769 | 44.849.512.378 | 478.646.959.055 | 78% | 132.086.796.714 |
| 4110206 | Venta de bienes y servicios | 533.230.232.000 | 0 | 66.996.636.769 | -25.000.000.000 | 41.996.636.769 | 575.226.867.769 | 44.849.512.378 | 463.646.959.055 | 79% | 121.779.908.714 |
| 4110205001 | Ventas de establecimientos de mercado | 533.230.232.000 | 0 | 66.996.636.769 | -25.000.000.000 | 41.996.636.769 | 575.226.867.769 | 44.849.512.378 | 463.038.984.420 | 79% | 122.187.883.349 |
| 411020500109 | Servicios para la comunidad, sociales y personales | 533.230.232.000 | 0 | 66.996.636.769 | -25.000.000.000 | 41.996.636.769 | 575.226.867.769 | 44.849.512.378 | 453.038.984.420 | 79% | 122.187.883.349 |
| 41102050010902 | Venta Servicios de Salud | 533.230.232.000 | 0 | 66.996.636.769 | -25.000.000.000 | 41.996.636.769 | 575.226.867.769 | 44.849.512.378 | 453.038.984.420 | 79% | 122.187.883.349 |
| 4110205001090201 | Régimen Subsidiado | 376.258.515.000 | 0 | 32.570.457.949 | -25.000.000.000 | 7.570.457.949 | 383.828.972.949 | 26.116.345.725 | 275.385.846.561 | 72% | 106.463.124.388 |
| 411020500109020101 | Capitado | 762.000.000 | 0 | 760.000.000 | 0 | 760.000.000 | 1.502.000.000 | 623.676.360 | 2.901.723.899 | 187% | -899.723.899 |
| 41102050010902010101 | Régimen Subsidiado Capitado Vigencia | 762.000.000 | 0 | 760.000.000 | 0 | 760.000.000 | 1.502.000.000 | 623.676.360 | 2.425.952.931 | 162% | -923.952.931 |
| 41102050010902010102 | Cuentas por cobrar Régimen Subsidiado Capitado | 0 | 0 | 0 | 0 | 0 | 0 | 0 | 75.770.968 | | -75.770.968 |
| 411020500109020102 | No Capitado | 375.906.515.000 | 0 | 31.820.457.949 | -25.000.000.000 | 6.820.457.949 | 382.326.972.949 | 25.494.669.365 | 272.864.124.662 | 71% | 109.462.848.287 |
| 41102050010902010201 | Régimen Subsidiado Evento Vigencia | 150.733.000.000 | 0 | -25.000.000.000 | -25.000.000.000 | -25.000.000.000 | 125.733.000.000 | 6.474.060.473 | 46.171.999.630 | 37% | 79.561.010.370 |
| 4110205001090201020101 | Régimen Subsidiado Evento Capital Salud | 26.400.000.000 | 0 | 0 | 0 | 0 | 26.400.000.000 | 1.065.508.090 | 6.779.497.093 | 26% | 19.620.502.907 |
| 4110205001090201020102 | Régimen Subsidiado PYD Capital Salud | 12.188.400.000 | 0 | 0 | 0 | 0 | 12.188.400.000 | 1.365.589.896 | 11.440.595.333 | 94% | 747.804.667 |
| 4110205001090201020103 | Régimen Subsidiado Evento otros pagadores | 112.144.600.000 | 0 | -25.000.000.000 | -25.000.000.000 | -25.000.000.000 | 87.144.600.000 | 4.043.804.487 | 27.951.897.204 | 32% | 59.192.702.796 |
| 41102050010902010202 | Régimen Subsidiado PGP | 161.728.000.000 | 0 | 6.560.696.486 | 0 | 6.560.696.486 | 168.288.696.486 | 16.268.776.429 | 179.142.572.832 | 95% | 9.146.123.654 |
| 41102050010902010203 | Cuentas por cobrar Régimen Subsidiado | 43.948.516.000 | 0 | 26.259.761.483 | 0 | 26.259.761.483 | 68.308.276.463 | 2.751.012.463 | 47.549.662.200 | 70% | 20.766.714.263 |
| 4110205001090201020301 | Régimen Subsidiado Evento Capital Salud Cuentas por cobrar | 9.387.935.000 | 0 | 3.082.827.962 | 0 | 3.082.827.962 | 12.470.762.962 | 509.710.917 | 6.316.839.673 | 51% | 6.154.923.289 |
| 4110205001090201020302 | Régimen Subsidiado PYD Capital Salud Cuentas por cobrar | 1.200.000.000 | 0 | 309.319.487 | 0 | 309.319.487 | 1.509.319.487 | 0 | 1.509.319.487 | 100% | 0 |
| 4110205001090201020303 | Régimen Subsidiado Evento otros pagadores Cuentas por cobrar | 17.313.580.000 | 0 | 16.289.866.338 | 0 | 16.289.866.338 | 33.583.446.338 | 2.241.301.546 | 18.982.655.364 | 57% | 14.600.790.974 |
| 4110205001090201020304 | Régimen Subsidiado PGP Cuentas por cobrar | 15.144.000.000 | 0 | 5.597.747.676 | 0 | 5.597.747.676 | 20.741.747.676 | 0 | 20.741.747.676 | 100% | 0 |
| 4110205001090202 | Régimen Contributivo | 56.537.233.000 | 0 | 3.439.594.297 | 0 | 3.439.594.297 | 59.976.827.297 | 3.948.161.736 | 36.845.943.587 | 61% | 23.130.883.710 |
| 411020500109020201 | Capitado | 0 | 0 | 0 | 0 | 0 | 0 | 0 | 0 | 0 | 0 |
| 411020500109020202 | No Capitado | 56.537.233.000 | 0 | 3.439.594.297 | 0 | 3.439.594.297 | 59.976.827.297 | 3.948.161.736 | 36.845.943.587 | 61% | 23.130.883.710 |
| 41102050010902020201 | Contributivo Vigencia | 46.032.000.000 | 0 | 0 | 0 | 0 | 46.032.000.000 | 3.266.105.960 | 22.073.216.818 | 48% | 23.958.783.182 |
| 4110205001090202020101 | Contributivo Vigencia Capital Salud | 200.000.000 | 0 | 0 | 0 | 0 | 200.000.000 | 215.608.402 | 1.927.607.350 | 964% | -1.727.607.350 |
| 4110205001090202020102 | Contributivo Vigencia otros pagadores | 45.832.000.000 | 0 | 0 | 0 | 0 | 45.832.000.000 | 3.050.499.548 | 20.145.609.266 | 44% | 25.686.390.734 |
| 41102050010902020202 | Cuentas por cobrar Régimen Contributivo | 16.504.233.000 | 0 | 3.439.594.297 | 0 | 3.439.594.297 | 19.944.827.297 | 882.045.788 | 14.772.726.971 | 106% | -27.889.674 |
| 4110205001090202020201 | Cuentas por cobrar Régimen Contributivo Capital Salud | 500.000.000 | 0 | 0 | 0 | 0 | 500.000.000 | 255.600.498 | 349.393.669 | 70% | 150.606.331 |
| 4110205001090202020202 | Cuentas por cobrar Régimen Contributivo otros pagadores | 10.005.233.000 | 0 | 3.439.594.297 | 0 | 3.439.594.297 | 13.444.827.297 | 426.446.288 | 14.423.333.302 | 107% | -978.506.005 |
| 4110205001090203 | Plan de Intervenciones Colectivas | 63.114.400.000 | 0 | 3.543.850.086 | 0 | 3.543.850.086 | 66.658.250.086 | 8.014.167.597 | 68.344.744.159 | 103% | -1.686.494.073 |
| 411020500109020301 | Departamento - Distrito | 63.114.400.000 | 0 | 3.543.850.086 | 0 | 3.543.850.086 | 66.658.250.086 | 8.014.167.597 | 68.344.744.159 | 103% | -1.686.494.073 |
| 41102050010902030101 | Departamento - Distrito PIC vigencia | 59.461.999.000 | 0 | 0 | 0 | 0 | 59.461.999.000 | 8.014.167.597 | 61.148.493.073 | 103% | -1.686.494.073 |
| 41102050010902030102 | Departamento - Distrito Cuentas por cobrar PIC | 3.652.401.000 | 0 | 3.543.850.086 | 0 | 3.543.850.086 | 7.196.251.086 | 0 | 7.196.251.086 | 100% | 0 |
| 4110205001090204 | Eventos Catastróficos y Accidentes de Tránsito | 922.977.000 | 0 | 0 | 0 | 0 | 922.977.000 | 66.236.239 | 156.636.011 | 17% | 766.440.969 |
| 411020500109020401 | ADRES Vigencia | 766.800.000 | 0 | 0 | 0 | 0 | 766.800.000 | 0 | 9.664.191 | 1% | 757.135.809 |
| 411020500109020402 | Cuentas por cobrar ADRES | 156.177.000 | 0 | 0 | 0 | 0 | 156.177.000 | 66.236.239 | 146.871.820 | 94% | 9.305.180 |
| 4110205001090205 | Seguro Obligatorio de Accidentes de Tránsito | 3.106.912.000 | 0 | 0 | 0 | 0 | 3.106.912.000 | 204.183.725 | 2.124.921.998 | 68% | 981.990.002 |
| 411020500109020501 | Seguro Obligatorio de Accidentes de Tránsito Vigencia | 1.789.200.000 | 0 | 0 | 0 | 0 | 1.789.200.000 | 203.340.485 | 1.628.920.720 | 91% | 160.279.280 |
| 411020500109020502 | Cuentas por cobrar SOAT | 1.317.712.000 | 0 | 0 | 0 | 0 | 1.317.712.000 | 843.240 | 496.001.278 | 38% | 821.710.722 |
| 4110205001090209 | IPS Privadas | 35.235.000 | 0 | 0 | 0 | 0 | 35.235.000 | 1.521.621 | 122.207.756 | 347% | -86.972.756 |
| 411020500109020901 | IPS Privadas Vigencia | 0 | 0 | 0 | 0 | 0 | 0 | 1.521.621 | 70.660.230 | | -70.660.230 |
| 411020500109020902 | Cuentas por cobrar IPS Privadas | 35.235.000 | 0 | 0 | 0 | 0 | 35.235.000 | 0 | 51.547.526 | 146% | -16.312.526 |
| 4110205001090212 | Población Extranjera | 15.094.000.000 | 0 | 3.576.588.468 | 0 | 3.576.588.468 | 18.670.588.468 | 1.082.797.977 | 16.355.320.903 | 88% | 2.315.267.565 |
| 411020500109021201 | Población Extranjera Vigencia | 13.044.000.000 | 0 | 0 | 0 | 0 | 13.044.000.000 | 1.082.797.977 | 5.906.433.602 | 45% | 7.137.566.398 |
| 411020500109021202 | Cuentas por Cobrar Población Extranjera | 2.050.000.000 | 0 | 3.576.588.468 | 0 | 3.576.588.468 | 5.626.588.468 | 0 | 10.448.887.301 | 186% | -4.822.298.833 |
| 4110205001090213 | Particulares | 88.046.000 | 0 | 0 | 0 | 0 | 88.046.000 | 9.954.701 | 130.394.326 | 148% | -42.348.326 |
| 411020500109021301 | Particulares Vigencia | 80.000.000 | 0 | 0 | 0 | 0 | 80.000.000 | 9.504.701 | 119.358.826 | 149% | -39.358.826 |
| 411020500109021302 | Cuentas por Cobrar Particulares | 8.046.000 | 0 | 0 | 0 | 0 | 8.046.000 | 450.000 | 11.035.500 | 137% | -2.989.500 |
| 4110205001090215 | Atención a la población pobre no afiliada al régimen subsidiado | 1.225.720.000 | 0 | 2.253.165.395 | 0 | 2.253.165.395 | 3.478.885.395 | 1.046.110.071 | 3.103.061.318 | 89% | 375.824.077 |
| 411020500109021501 | Atención a la población pobre no afiliada al régimen subsidiado | 1.000.000.000 | 0 | 0 | 0 | 0 | 1.000.000.000 | 256.235.578 | 1.118.546.576 | 112% | -118.546.576 |

SUBRED INTEGRADA DE SERVICIOS DE SALUD SUR E.S.E
 INFORME DE EJECUCION PRESUPUESTAL DE INGRESOS:

FECHA DE CORTE:
 31/12/2024


BASE: PESOS

| COD. CCPET | DESCRIPCION | PPTO INICIAL | MODIFICACIONES AL PRESUPUESTO | | | | PPTO DEFINITIVO | RECAUDO | | % EJEC DE | SALDO POR RECAUDAR |
|--------------------|--|----------------|-------------------------------|----------------|----------------|------------------|-----------------|---------------|----------------|---------------|--------------------|
| | | | REDUCCIONES | ADICIONES | SUSTITUCIONES | SUBTOTAL | | DICIEMBRE | ACUMULADO | | |
| -1 | (2) | (3) | (4) | (5) | (6) | (7)=-(4)+(5)+(6) | (8) = (3)+(7) | (9) | (10) | (11)=(10)/(8) | (12)=(8)-(10) |
| 411020500109021502 | Cuentas por cobrar FFDS | 150.000.000 | | 1.464.388.974 | | 1.464.388.974 | 1.614.388.974 | 727.971 | 715.116.047 | 44% | 899.272.927 |
| 411020500109021503 | Entes Territoriales Vigencia | 0 | | | | 0 | 0 | 625.224 | 625.224 | | -625.224 |
| 411020500109021504 | Cuentas por cobrar Entes Territoriales Vigencia | 75.720.000 | | 788.776.421 | | 788.776.421 | 864.496.421 | 788.521.298 | 1.268.773.471 | 147% | -404.277.050 |
| 4110205001090218 | Otras Ventas de Servicios de Salud | 16.847.194.000 | 0 | 21.612.979.574 | 0 | 21.612.979.574 | 38.460.173.574 | 4.358.042.886 | 50.490.005.801 | 131% | -12.029.832.227 |
| 411020500109021801 | Otros Pagadores Ventas de Servicios de Salud Vigencia | 5.485.000.000 | | | | 0 | 5.485.000.000 | 393.934.130 | 1.580.999.885 | 29% | 3.904.000.115 |
| 411020500109021802 | Cuotas de recuperación | 978.001.000 | | | | 0 | 978.001.000 | 145.477.143 | 1.649.625.011 | 159% | -671.624.011 |
| 411020500109021803 | Cuotas de recuperación Otros Pagadores | 200.000.000 | | | | 0 | 200.000.000 | 66.443.695 | 810.215.037 | 405% | -610.215.037 |
| 411020500109021804 | Fondo de Desarrollo Local | 0 | | 691.846.000 | | 691.846.000 | 691.846.000 | 27.811.323 | 4.363.874.990 | 631% | -3.672.028.990 |
| 411020500109021805 | FFDS - APH | 0 | | 4.753.097.026 | | 4.753.097.026 | 4.753.097.026 | 0 | 4.681.677.302 | 98% | 71.419.724 |
| 411020500109021806 | Otros Convenios | 759.099.000 | | 3.852.401.173 | | 3.852.401.173 | 4.611.500.173 | 2.963.932.077 | 5.062.272.763 | 110% | -450.772.590 |
| 411020500109021807 | Cuentas por Cobrar Otras Ventas de Servicios de Salud | 554.979.000 | | | | 0 | 554.979.000 | 111.372.780 | 746.323.623 | 134% | -191.344.623 |
| 411020500109021808 | Convenios Docente Asistenciales | 500.000.000 | | | | 0 | 500.000.000 | 155.794.914 | 3.621.784.506 | 724% | -3.121.784.506 |
| 411020500109021809 | Cuentas por Cobrar Otros Convenios | 0 | | | | 0 | 0 | 0 | 0 | | 0 |
| 411020500109021810 | Convenio Equipos Territoriales | 1.506.988.000 | | 11.135.237.227 | | 11.135.237.227 | 12.642.205.227 | 295.896.266 | 12.392.916.924 | 98% | 249.288.303 |
| 411020500109021811 | Otros Convenios FFDS | 6.863.147.000 | | 1.180.398.148 | | 1.180.398.148 | 8.043.545.148 | 197.380.658 | 15.580.315.759 | 194% | -7.536.770.611 |
| 4110205002 | VENTAS INCIDENTALES DE ESTABLECIMIENTOS NO DE | 200.000.000 | 0 | 0 | 0 | 0 | 200.000.000 | 0 | 607.974.635 | 304% | -407.974.635 |
| 411020500207 | Servicios financieros y servicios conexos, servicios inmobiliari | 0 | | | | 0 | 0 | 0 | 0 | | 0 |
| 411020500209 | Servicios para la comunidad, sociales y personales | 200.000.000 | | | | 0 | 200.000.000 | 0 | 607.974.635 | 304% | -407.974.635 |
| 4110206 | Transferencias corrientes | 306.888.000 | 0 | 10.000.000.000 | 25.000.000.000 | 35.000.000.000 | 35.306.888.000 | 0 | 25.000.000.000 | 71% | 10.306.888.000 |
| 4110206006 | Transferencias de otras entidades del gobierno general | 0 | 0 | 0 | 0 | 0 | 0 | 0 | 0 | | 0 |
| 411020600601 | Aportes Nación | 0 | | | | 0 | 0 | 0 | 0 | | 0 |
| 4110206007 | Subvenciones | 306.888.000 | 0 | 10.000.000.000 | 25.000.000.000 | 35.000.000.000 | 35.306.888.000 | 0 | 25.000.000.000 | 71% | 10.306.888.000 |
| 411020600702 | Empresas públicas no financieras | 306.888.000 | 0 | 10.000.000.000 | 25.000.000.000 | 35.000.000.000 | 35.306.888.000 | 0 | 25.000.000.000 | 71% | 10.306.888.000 |
| 41102060070208 | Transferencias para Empresas Sociales del Estado | 306.888.000 | 0 | 10.000.000.000 | 25.000.000.000 | 35.000.000.000 | 35.306.888.000 | 0 | 25.000.000.000 | 71% | 10.306.888.000 |
| 4110206007020801 | Otros Convenios diferentes a VSS | 306.888.000 | | | | 0 | 306.888.000 | 0 | 0 | 0% | 306.888.000 |
| 4110206007020802 | Transferencias del Distrito Capital | 0 | | 10.000.000.000 | 25.000.000.000 | 35.000.000.000 | 35.000.000.000 | 0 | 25.000.000.000 | 71% | 10.000.000.000 |
| 412 | Recursos de capital | 6.312.127.000 | 6.331.117.104 | 0 | 0 | -6.331.117.104 | 81.009.896 | 411.138.390 | 5.436.548.333 | 936% | -4.355.538.437 |
| 41205 | Rendimientos financieros | 500.000.000 | 0 | 0 | 0 | 0 | 500.000.000 | 411.138.390 | 5.355.448.437 | 1071% | -4.855.448.437 |
| 4120502 | Depósitos | 500.000.000 | | | | 0 | 500.000.000 | 411.138.390 | 5.355.448.437 | 1071% | -4.855.448.437 |
| 41208 | Transferencias de capital | 6.412.127.000 | 6.331.117.104 | 0 | 0 | -6.331.117.104 | 81.009.896 | 0 | 81.009.896 | 100% | -90.000 |
| 4120801 | Donaciones | 0 | 0 | 0 | 0 | 0 | 0 | 0 | 0 | | 0 |
| 4120801001 | De gobiernos extranjeros | 0 | 0 | 0 | 0 | 0 | 0 | 0 | 0 | | 0 |
| 412080100101 | No condicionadas a la adquisición de un activo | 0 | | | | 0 | 0 | 0 | 0 | | 0 |
| 412080100102 | Condicionadas a la adquisición de un activo | 0 | | | | 0 | 0 | 0 | 0 | | 0 |
| 4120801002 | De organizaciones internacionales | 0 | 0 | 0 | 0 | 0 | 0 | 0 | 0 | | 0 |
| 412080100201 | No condicionadas a la adquisición de un activo | 0 | | | | 0 | 0 | 0 | 0 | | 0 |
| 412080100202 | Condicionadas a la adquisición de un activo | 0 | | | | 0 | 0 | 0 | 0 | | 0 |
| 4120801003 | Del sector privado | 0 | 0 | 0 | 0 | 0 | 0 | 0 | 0 | | 0 |
| 412080100301 | No condicionadas a la adquisición de un activo | 0 | | | | 0 | 0 | 0 | 0 | | 0 |
| 412080100302 | Condicionadas a la adquisición de un activo | 0 | | | | 0 | 0 | 0 | 0 | | 0 |
| 4120806 | De otras entidades del gobierno general | 6.412.127.000 | 6.331.117.104 | 0 | 0 | -6.331.117.104 | 81.009.896 | 0 | 81.009.896 | 100% | -90.000 |
| 4120806002 | Condicionadas a la adquisición de un activo | 6.412.127.000 | 6.331.117.104 | | | -6.331.117.104 | 81.009.896 | 0 | 81.009.896 | 100% | -90.000 |
| | | 0 | 0 | 0 | 0 | 0 | 0 | 0 | 0 | | 0 |


 VIVIANA MARCELA CLAVIJO
 Gerente


 ISIDRO ALBERTO GONZALEZ ROGRIGUEZ
 Subgerente Corporativo



 JORGE HERNANDO CABRERA ROJAS
 Director Financiero


 JOHAN JAVIER PULIDO REY
 Responsable del Presupuesto


SUBRED INTEGRADA DE SERVICIOS DE SALUD SUR ESE
 INFORME DE EJECUCIÓN PRESUPUESTAL DE GASTOS:

| CÓDIGO CCPT | DESCRIPCIÓN | FECHA CORTE | | MODIFICACIONES | | | | | PRESUPUESTO VIGENTE | SUSPENSION | PRESUPUESTO DISPONIBLE | COMPROMISO PRESUPUESTAL | | % EJEC. | SALDO DE APROPIACION | GIRO PRESUPUESTAL | | % EJEC GIRO PPTO | COMPROMISOS POR PAGAR |
|---------------------|--|-----------------------|----------------------|-----------------------|----------|-----------------------|-----------------------|------------------------|---------------------|------------------------|------------------------|-------------------------|---------------|-------------------|----------------------|------------------------|------------|-----------------------|-----------------------|
| | | 31/12/2024 | | CONTRA CRÉDITO | CREDITO | REDUCCIÓN | ADICIÓN | NETO | | | | DICIEMBRE | ACUMULADOS | | | DICIEMBRE | ACUMULADOS | | |
| | | (3) | (4) | (5) | (6) | (7) | (8)=(4)-(5)-(6)+(7) | (9)=(8) | | | | (10) | (11)=(9)-(10) | | | (12) | (13) | | |
| 4245020902 | Cuentas por Pagar Servicio de Lavandería | 1.176.974.000 | 0 | 848.144.139 | 0 | 0 | 848.144.139 | 2.025.118.139 | 0 | 2.025.118.139 | 0 | 2.025.118.139 | 100% | 0 | 182.330.232 | 1.813.629.872 | 90% | 211.489.257 | |
| 4245020903 | Adquisición de Servicios de Salud | 12.185.846.000 | 2.020.842.115 | 4.028.282.003 | 0 | 3.680.024.080 | 5.697.673.568 | 17.873.519.968 | 0 | 17.873.519.968 | 704.720.000 | 17.653.682.569 | 99% | 219.837.399 | 312.077.464 | 6.008.507.823 | 34% | 11.644.774.746 | |
| 4245020904 | Cuentas por Pagar Adquisición de Servicios de Salud | 3.538.635.000 | 137.952.002 | 2.020.842.115 | 0 | 1.558.475.912 | 3.439.166.025 | 6.977.801.023 | 0 | 6.977.801.023 | 0 | 6.977.801.023 | 100% | 0 | 9.451.860 | 6.266.686.147 | 90% | 711.114.878 | |
| 4245020905 | Contratación Servicios Asistenciales Generales | 106.340.179.000 | 5.719.341.435 | 14.852.817.324 | 0 | 36.792.542.659 | 45.928.018.588 | 152.266.197.588 | 0 | 152.266.197.588 | 3.131.825.556 | 149.849.255.934 | 98% | 2.316.941.634 | 21.637.293.000 | 140.974.724.555 | 94% | 8.974.521.379 | |
| 4245020906 | Cuentas por Pagar Contratación Servicios Asistenciales Generales | 1.126.417.000 | 1.245.591.957 | 5.713.574.024 | 0 | 0 | 4.467.992.067 | 5.594.399.067 | 0 | 5.594.399.067 | -107.215.210 | 5.487.183.857 | 98% | 112.982.521 | 0 | 5.431.423.370 | 99% | 49.593.076 | |
| 4245020907 | Contratación Servicios Asistenciales PIC | 42.892.500.000 | 1.316.870.515 | 675.943.492 | 0 | 3.338.317.157 | 2.697.390.134 | 45.589.890.134 | 0 | 45.589.890.134 | -71.596.014 | 45.035.226.123 | 99% | 534.664.011 | 5.426.293.331 | 44.036.465.236 | 96% | 956.770.869 | |
| 4245020908 | Cuentas por Pagar Contratación Servicios Asistenciales PIC | 286.829.000 | 152.014.042 | 1.316.870.515 | 0 | 0 | 1.164.856.473 | 4.711.695.473 | 0 | 4.711.695.473 | -84.414 | 1.470.651.059 | 100% | 834.414 | 8.730.779 | 1.444.651.659 | 98% | 26.249.370 | |
| TOTAL SUBRED | | 16.192.875.000 | 9.223.370.107 | 32.342.574.531 | 0 | 36.349.341.739 | 41.144.978.238 | 163.538.472.238 | 0 | 163.538.472.238 | 3.131.825.556 | 160.406.646.682 | 97% | 44.137.022 | 3.444.531.634 | 151.962.115.048 | 97% | 10.000.000.000 | |


 VIVIANA MARCELA CLAVIJO
 GERENTE


 ISIDRO ALBERTO GONZÁLEZ ROGRIGUEZ
 Subgerente Corporativo


 JORGE HERNANDO CABRERA ROJAS
 Director Financiero


 JOHAN JAVIER PULIDO REY
 Responsable del Presupuesto